

Specifications

Model Number: W214

Interactive Water Effect: Shall be directable solid streams of water.

Shaft: Straight 3" type 304 stainless steel pipe with machined type 304 base plate.

Housing: Fabricated type 304 stainless steel.

Joint: Precision machined Delrin® flow control joint adjustable for 45°-360° directional flow.

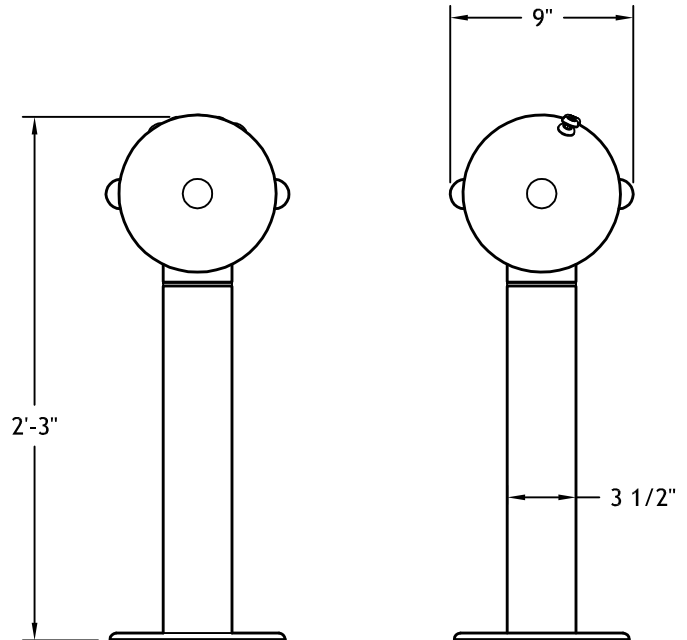
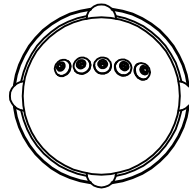
Anchor Base: Type 304 stainless steel machined to mate with shaft base plate with grounding connection and 2" FPT inlet. Supplied with (4), 3/8" x 12" x 2" 18/8 stainless steel anchor bolts with two leveling nuts and washers per bolt and wood pour template.

Gasket: 70 durometer EPDM o-ring.

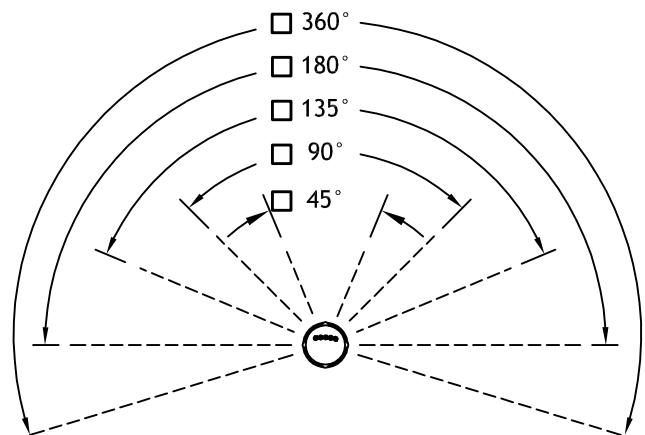
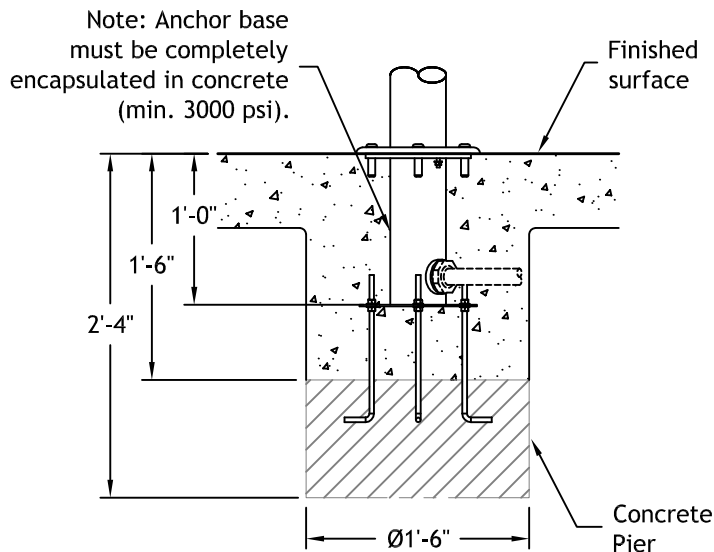
Fasteners: Tamper-resistant 18/8 stainless steel.

Finish: Textured elastomeric urethane with a UV and chlorine resistant sealer coat.

Nozzles: Precision machined stainless steel.



Anchor Base



Hydraulic Requirements

GPM	psi
5	3

**Water
Odyssey™**

Turn-A-Round™

Fountain People, Inc. - PO Box 807 - 4600 Highway 123 - San Marcos, Texas 78667-0807
Phone (512) 392-1155 - Fax (512) 392-1154 - www.waterodyssey.com

09-15-10

W214